

Deloitte.



OCTOBER 2022

Amplifying the power of
your Anaplan Investment



How Anaplan COEs are evolving to unlock greater value for organizations

Many global organizations that Deloitte works with have made a significant investment in the Anaplan platform to provide end-to-end decision-making capabilities across business functions (e.g., Operations, Commercial, Finance). These organizations view Anaplan as a key enabler to understanding changing market conditions through the real-time modeling of multiple scenarios that require many functions to provide critical inputs. Moreover, these organizations are continuously looking for opportunities to introduce new capabilities and insights for the business to achieve strategic objectives and build a competitive advantage.

To support these goals, organizations are shifting the way they roll out new Anaplan capabilities – pivoting from implementing siloed capabilities via “projects” to operating more cohesively across functions with a more coordinated “product” mindset. As organizations expand their usage of Anaplan - from more tactical/block and tackle use cases to truly connected planning – their internal support models must evolve to ensure adequate scalability and agility.

The objective of this paper is to demonstrate how, if structured correctly, an Anaplan Center of Excellence (CoE) can be a key enabler of helping organizations unlock the power of the Anaplan platform.



Anaplan is a key enabler of broader connected planning

Organizations are investing in Anaplan to provide end-to-end decision making and connect functionally-siloed planning to enable more real-time modeling against strategic growth imperatives.

As the capabilities being delivered and scope of business impact expands, organizations need to ensure the way they support Anaplan also matures, in terms of three key areas:

1

The Remit of the CoE

2

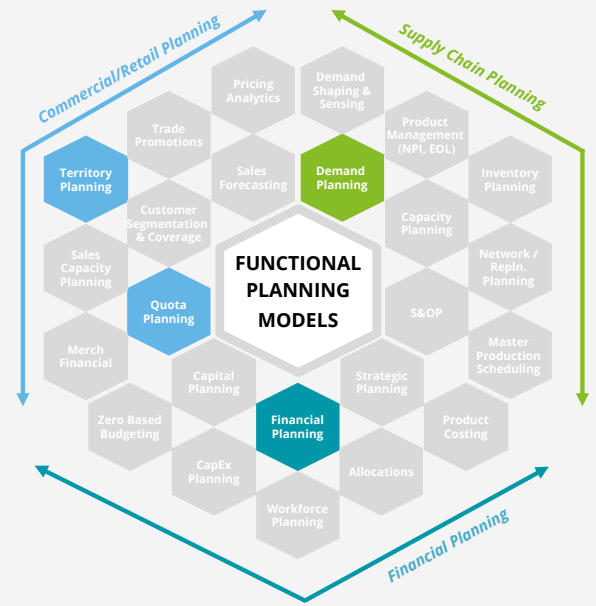
The Structure of the CoE

3

The Roles of the CoE and Talent Strategy



HISTORICAL FOOTPRINT(S) OF ANAPLAN



MORE CONTEMPORARY AND INTEGRATED ANAPLAN FOOTPRINT(S)





1

The Remit of the CoE

To be effective, Anaplan CoE's must drive coordination across tactical support, implementation of new use cases, and helping steer and scale the organization's connected planning capabilities.

Historically, Anaplan CoE's have focused on providing KBR or BAU services for specific Anaplan applications, and potentially leading or co-leading the implementation of small bolt-on use cases.

However, as Anaplan is used more broadly, across a broader set of stakeholders, in a more connected manner, the remit of the CoE is maturing up the value to chain, to include supporting broad scale process improvement as well as helping the organization utilize Anaplan in a more strategic, scalable way.

EXPLORE & SCALE

Connect planning vision and roadmap
Capability Consistency & Collaboration
Enable / Upskill Talent

IMPLEMENT

Process Improvement
Technical Implementation
Solution Deployment

SUPPORT

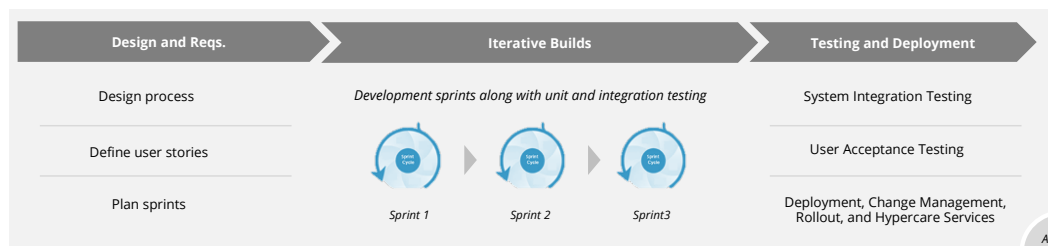
Service Requests
Small Updates
Customer Support

ENTERPRISE PLANNING CAPABILITY

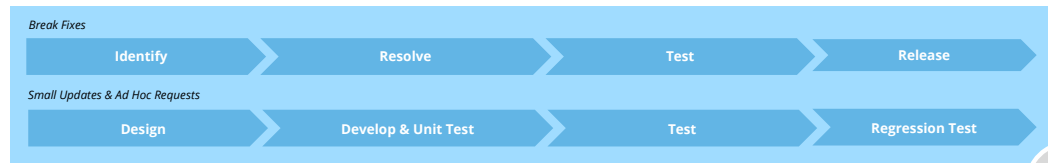
EXHIBIT 1



NEW USE CASES / ROLLOUT



BUSINESS AS USUAL/KEEP BUSINESS RUNNING (BAU/KBR)





The Structure of the CoE

As the CoE's remit and focus expands, we are seeing organizations leverage both central and federated CoE teams together

At organizations that have more focused use of Anaplan, it is not uncommon for their CoE(s) / support models to be more federated, and reside within the individual business(es) that are utilizing Anaplan for planning. At some clients, where a specific functional CoE is more mature but the use of Anaplan is expanding, that more mature CoE may de-facto operate as the central CoE, supporting smaller/less mature federated teams.

However, as organizations utilize Anaplan in more strategic ways, we are seeing our clients set up Central and Federated CoE teams more proactively and thoughtfully, with transparency on roles, responsibilities, governance and operating model.

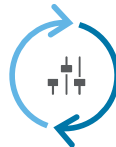
COE Structure – Central Team and Federated Team Collaboration Model

EXHIBIT 2

CENTRAL TEAM

Enterprise Product and Capability Ownership

- Connected Planning Vision and Roadmap & related business case support
- Integrated Ecosystem (Data Hubs, data & meta data definitions, integration approach)
- Model Build Standards (design, user experience, best practices)
- Federated COE Support (Solution Architecture, Agile/PMO best practices, testing best practices, change management best practices)
- Platform Management (release scheduling, communication on platform updates, vendor relationship management, tenant management, centralized technical capability (SSO, BYOK, etc.))
- In some cases, model build and/or KBR/BAU may be centralized under the Central CoE



FEDERATED TEAM

Integrated Product and Project Management

- End to end project management integrated with other function/ enterprise projects
- Integrated project delivery, aligned to central CoE standards and governance
- Business process transformation
- Solution design, build and test, aligned to enterprise-wide best practices, data hub(s) and integration standards (as relevant leveraging central CoE technical resources)
- Organizational Readiness & Adoption for new applications
- Product ownership for capabilities (backlog management, L1 end user support, communications with end users on releases, downtime, etc.)
- May also have dedicated KBR/BAU model builders

Close coordination between federated and centralized CoEs provide both the tactical control a project needs and the strategic reach an entire organization requires.



3

As organizations seek to leverage Anaplan more strategically, and the CoE's remit expands, the roles and skill sets needed with the CoE are also evolving.

The Roles of the CoE and Talent Strategy

As organizations seek to leverage Anaplan more strategically, and the CoE's remit expands, the roles and skill sets needed with the CoE are also evolving. What used to be a smaller team of mostly technologists supporting end users "Keep the Business Running" (KBR) and "Business as Usual" (BAU) to defect triage, develop small enhancements, or implement function-specific "projects" is no longer adequate. Specifically, more strategic Anaplan CoEs require a blend of Business, Technical, Product, Project, and Change Management team members to support a product approach to Anaplan.

TYPES OF ROLES	ESTABLISHED COE ROLES	EMERGING COE ROLES
Enterprise Planning Lead		●
Functional CoE Lead		●
Business Process Lead	●	
Functional Product Owner		●
Technical Project/Scrum Management		● or collaboration with central PMO team
Anaplan Solution Architect		●
Anaplan Technical Lead	●	
Anaplan Model Builder(s) – BAU/KBR	●	●
Anaplan Model Builder(s) – New Build		●
Data Integration Specialists		●
Data Scientists		● or collaboration with central analytics teams
Techo-Functional Business Analyst(s)		●
Testing Lead		●
Application Tester(s) Support		●
Readiness & Adoption Lead		● or collaboration with central Change Mgmt. team
Training / Change Content Support		● or collaboration with central Change Mgmt. team

This list of roles, and the number of resources needed within the CoE should be tailored depending on the number of use cases an organization has, the complexity of the overall environment, and the organization's connected planning aspirations. However, regardless of your planning scope and scale, it is important to recognize that some aspects/activities of all these roles are critical to drive successful planning. Deloitte's recommendation to ensure a CoE's agility and scalability is to start with a more holistic set of roles/responsibilities and from there, determine which people/roles will own these activities and what the trigger points would be required to continue to add unique positions to the CoE.

Organizations are increasingly adopting hybrid internal/external CoE talent strategies, to help keep pace with the demand, de-risk their programs, and drive accelerated value.

EXHIBIT 3

TYPES OF ROLES	POINT-SOLUTION CAPABILITIES	EMERGING CONNECTED PLANNING CAPABILITIES	BROAD CONNECTED PLANNING CAPABILITIES
Enterprise Planning Lead			INTERNAL
Functional CoE Lead		INTERNAL	INTERNAL
Business Process Lead	INTERNAL		VARIES
Functional Product Owner		EXTERNAL	VARIES
Technical Project/Scrum Management		VARIES	VARIES
Anaplan Solution Architect	VARIES	VARIES	VARIES
Anaplan Technical Lead	VARIES	VARIES	VARIES
Anaplan Model Builder(s) – BAU/KBR	VARIES	VARIES	VARIES
Anaplan Model Builder(s) – New Build	VARIES	VARIES	VARIES
Data Integration Specialists		VARIES	VARIES
Data Scientists			INTERNAL
Techo-Functional Business Analyst(s)		EXTERNAL	INTERNAL
Testing Lead		EXTERNAL	VARIES
Application Tester(s) Support			VARIES
Readiness & Adoption Lead		INTERNAL	VARIES
Training / Change Content Support		VARIES	VARIES

INTERNAL

EXTERNAL

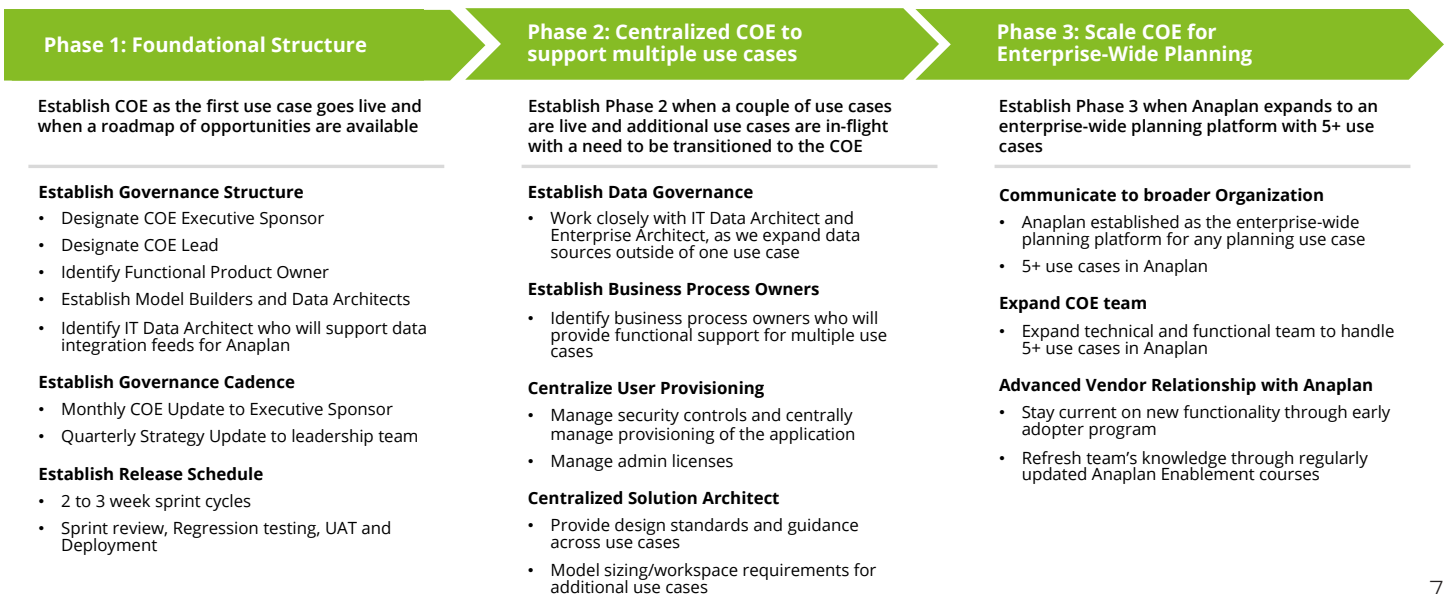
VARIES

* Anaplan technical roles indicated in bold

There is no one-size fits all approach to a CoE

As an organization's vision for and usage of Anaplan evolves, the construct of the CoE should evolve as well. However, planning for the CoE should be a forethought, not an afterthought

Illustrative CoE Plan



Benefits of Using External Resources

Leveraging external resources to catalyze an internal CoE, ongoing co-sourcing or fully outsourcing a CoE helps organizations improve the outcomes of and de-risk their Anaplan investment.

Flexibility

Ability to meet shifting resource demands around the clock

Technical & Functional Expertise

Technical accelerators and experienced teams wielding leading practices help build and grow capabilities.

Risk Mitigation

Resource continuity and management without handoffs eliminating gaps and opportunity risks

Scalability

Access to ad-hoc support that could be needed to supplement internal resources and provide ongoing external points of view

Market Awareness

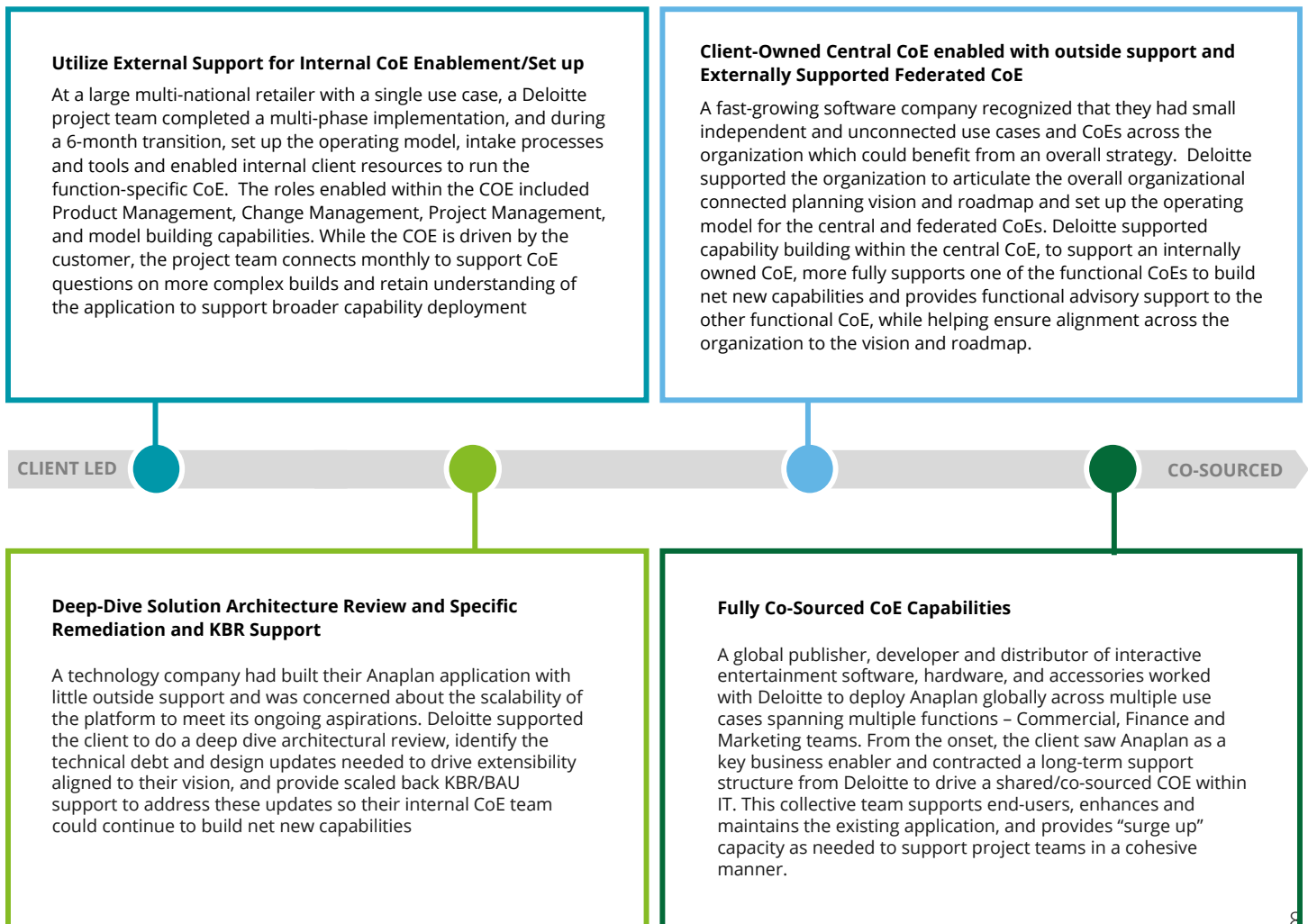
Insight on how other companies are utilizing the platform to improve planning and technical advances in the platform


Advocacy

Deloitte collaborates with Anaplan on high-impact platform updates addressing client feedback

Case Studies & How Deloitte Can Help

We can partner with you in a variety of ways throughout your CoE journey





2022 marks the eighth consecutive year that Anaplan has named Deloitte its Global Partner of the Year. We have driven Anaplan-Enabled connected planning across hundreds of companies, and provide ongoing support to many of these clients.

For companies looking to transform planning, improve agility, and drive greater end to end collaboration, visibility and accuracy, it is helpful to take pause and assess how you can garner greater ROI from your the investment in Anaplan. And regardless of if your organization has a clear vision for connected planning, or are trying to get there, its important to consider how the structure your CoE will need to evolve to support that vision.

Please reach out to learn more about how Anaplan CoEs, when structured correctly, can help you unlock greater value:

Simmi Mehta
C&M Anaplan Leader
Deloitte Consulting LLP
spmehta@deloitte.com

Ed Majors
US & Global Lead
Alliance Principal
Deloitte Consulting LLP
emajors@deloitte.com

Vishnu Narins
Managing Director,
Enterprise Performance
Deloitte Consulting LLP
vnarins@deloitte.com

Joanna Buchholz
Managing Director, C&M
Deloitte Consulting LLP
jbuchholz@deloitte.com

About Deloitte

Deloitte refers to one or more of Deloitte Touche Tohmatsu Limited, a UK private company limited by guarantee ("DTTL"), its network of member firms, and their related entities. DTTL and each of its member firms are legally separate and independent entities. DTTL (also referred to as "Deloitte Global") does not provide services to clients. In the United States, Deloitte refers to one or more of the US member firms of DTTL, their related entities that operate using the "Deloitte" name in the United States and their respective affiliates. Certain services may not be available to attest clients under the rules and regulations of public accounting. Please see www.deloitte.com/about to learn more about our global network of member firms.

This publication contains general information only and Deloitte is not, by means of this publication, rendering accounting, business, financial, investment, legal, tax, or other professional advice or services. This publication is not a substitute for such professional advice or services, nor should it be used as a basis for any decision or action that may affect your business. Before making any decision or taking any action that may affect your business, you should consult a qualified professional advisor. Deloitte shall not be responsible for any loss sustained by any person who relies on this publication.
Copyright © 2022 Deloitte Development LLC. All rights reserved.

ABOUT DELOITTE'S ANAPLAN PRACTICE

Deloitte is the **#1** global Anaplan partner

Deloitte became Anaplan's first alliance. We've been awarded Anaplan's "Global Partner of the Year" - for the past eight years - in recognition of our truly global Anaplan practice.

500+

Successful Anaplan implementations

100+

Powered by Anaplan **Solutions**

750+

Anaplan **Consultants**

28

Countries with **dedicated** Anaplan practices



Awarded Anaplan's **Global Partner of the Year**

THE VALUE THAT WE DELIVER TO OUR CLIENTS

Global leadership

While we have Anaplan practices in over 28 countries, we have operate as a global practice and share the combined experience to deliver exceptional solutions for our clients

Local expertise

We have in-market Anaplan capabilities in the majority of the countries that our clients do business, which allows for a us to provide the full spectrum of development and deployment services

Functional Expertise

We provide functional experts across all industries and use cases (e.g., Finance, Commercial, Supply Chain) that allow us to deliver a complete functional and technical solution for our clients

Ongoing Support and Enhancements

For many of our clients, we provide ongoing support of their Anaplan systems and support ongoing enhancements for a very competitive price

2015 TO 2022 GLOBAL ANAPLAN PARTNER OF THE YEAR





Partnering with you across your Anaplan Journey

Deloitte partners with our clients through every phase of an Anaplan journey

1 Demonstrating Value

Stakeholder Alignment

including functional and cross functional connected planning labs, strategic vision alignment and road mapping, and governance model design

Business Case Development

including metrics, baselines, and anticipated timing of returns

Proof of Concept Development

2 Improving Speed to Value

Organizational Readiness

- COE Best Practices and Set Up
- COE Model Builder Enablement
- Business Super User Enablement

Anaplan Implementation

- Future state process design, MVP definition and release plan, System solution architecture
- Leveraging Deloitte Accelerators/Solutions
- Plan & Build: User stories, agile development, QA and Unit testing
- Test: Testing prep, offshore testing COE
- End-User Readiness & Adoption

3 Operating at Scale

Management Services

Owning and driving business processes via Anaplan Applications or owning full COE resources

Application Co-Sourcing

- Dedicated project resources to address roadmap of projects across project management, solution architecture, model build, integration, testing and/or change management